



## 2022 RECREATIONAL RED SNAPPER UPDATE

Chris Schieble | Gulf Council Meeting | August 23, 2022

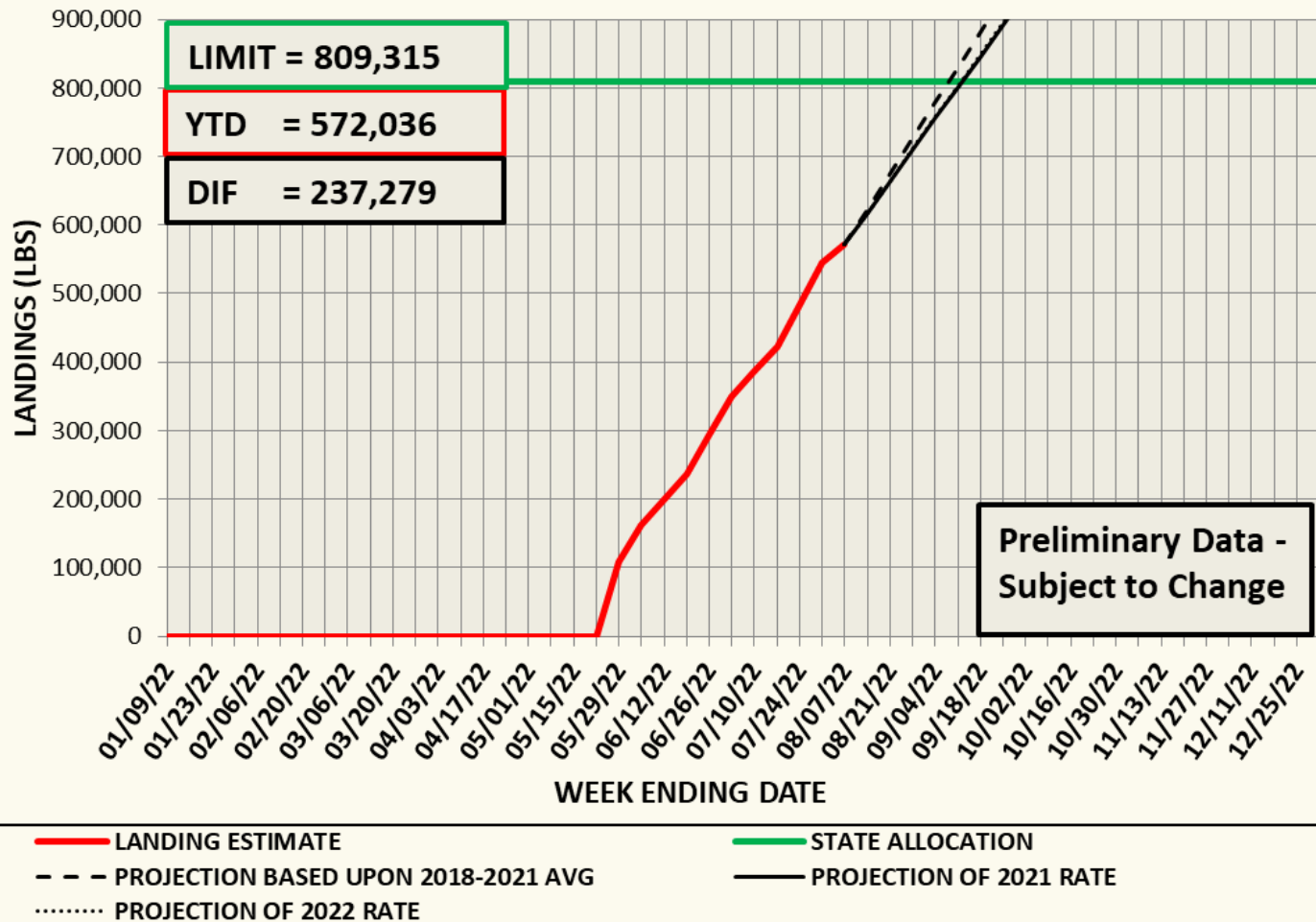
# ***2022 Red Snapper Season***

- 2022 allocation for private recreational and state charter harvest will be 809,315 lbs (816,233 lbs minus 6,918 lbs overage from 2021).
- The private recreational red snapper season opened on May 27 in both state and federal waters as a weekends only season (Friday, Saturday, and Sunday, including the Mondays of Memorial Day, July 4, and Labor Day) with a 3 fish bag limit.
- Directive by Commission to manage the season in order to keep allocation in reserve to allow for a four day Labor Day weekend reopening.



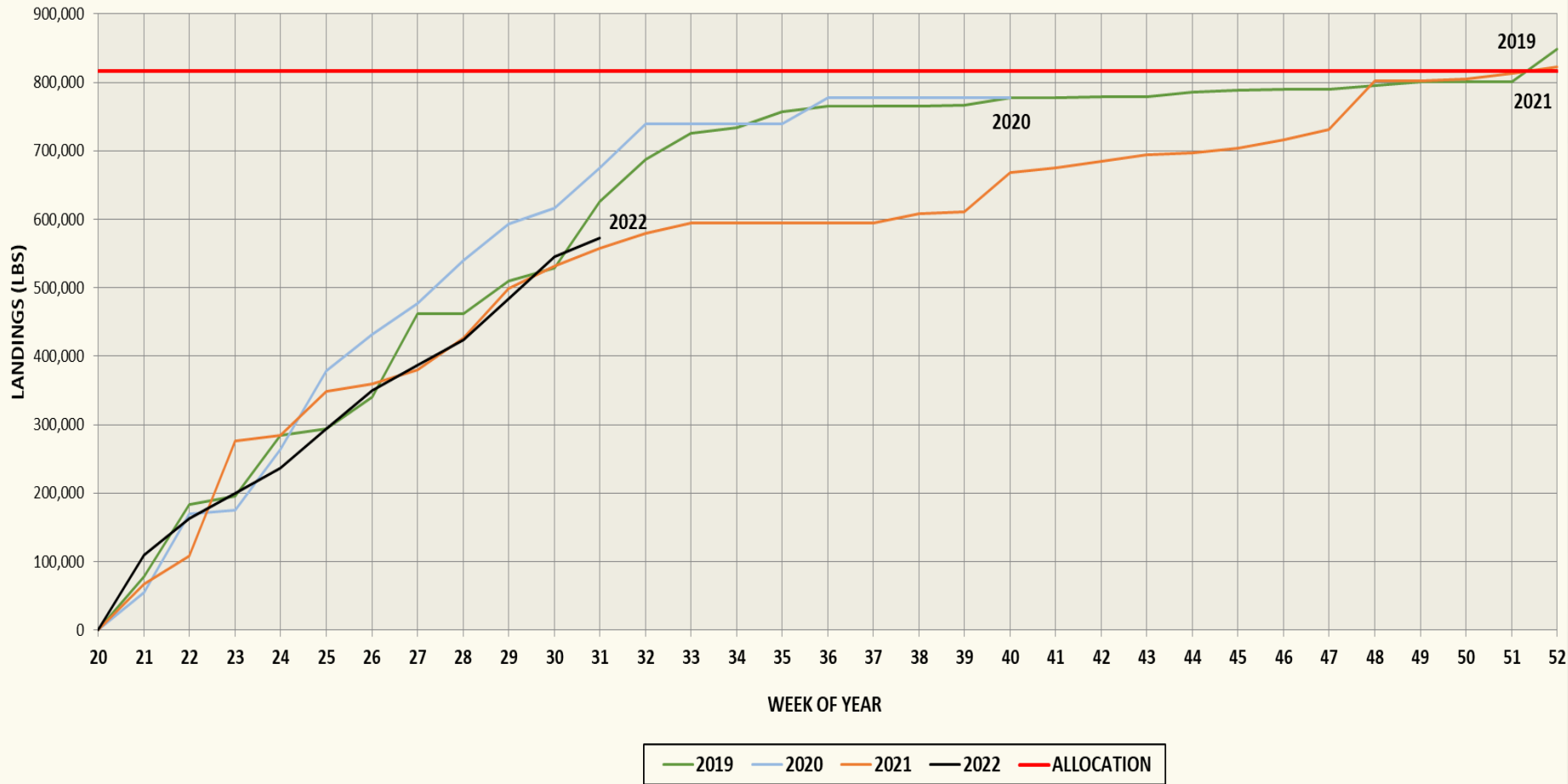
# 2022 Red Snapper Season

## LOUISIANA'S 2022 RED SNAPPER LANDING ESTIMATES (LA CREEL - PRIVATE ANGLER + STATE CHARTER)



# 2022 Red Snapper Season

LOUISIANA'S LA CREEL RED SNAPPER LANDING ESTIMATES  
(LA CREEL - PRIVATE ANGLER AND STATE CHARTER)



# 2022 Red Snapper Season

2022 Red Snapper Weekly Landing Estimates								
Week	Begin Date	End Date	Landings (lbs)					
			State Charter	Private Angler	Total	Weeks % of Allocation	Running Total	Running % of Allocation
21	5/23/2022	5/29/2022	5,536	103,761	109,297	14%	109,297	14%
22	5/30/2022	6/5/2022	12,659	40,176	52,835	6%	162,132	20%
23	6/6/2022	6/12/2022	10,752	26,946	37,698	5%	199,830	25%
24	6/13/2022	6/19/2022	1,468	35,592	37,060	5%	236,890	30%
25	6/20/2022	6/26/2022	6,971	49,805	56,776	7%	293,665	37%
26	6/27/2022	7/3/2022	704	55,298	56,002	7%	349,667	44%
27	7/4/2022	7/10/2022	424	36,396	36,820	5%	386,487	49%
28	7/11/2022	7/17/2022	634	36,256	36,890	4%	423,378	53%
29	7/18/2022	7/24/2022	185	59,719	59,904	7%	483,281	60%
30	7/25/2022	7/31/2022	900	60,729	61,629	8%	544,910	68%
31	8/1/2022	8/7/2022	414	26,712	27,126	3%	572,036	71%
32	8/8/2022	8/14/2022						
33	8/15/2022	8/21/2022						
34	8/22/2022	8/28/2022						
35	8/29/2022	9/4/2022						
36	9/5/2022	9/11/2022						
Average Weekly Landing			3,695	48,308	52,003	6%		

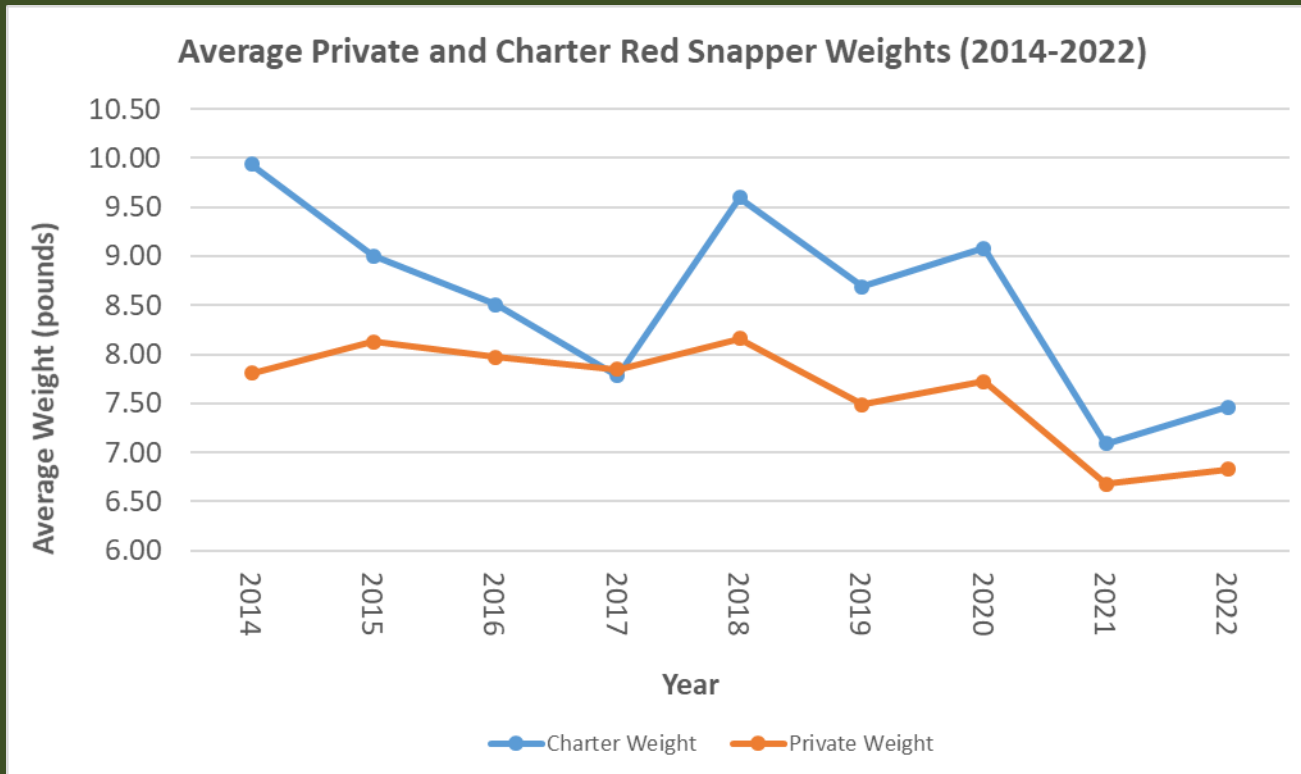


# 2021 Red Snapper Weekly Landing Estimates

Week	Begin Date	End Date	Landings (lbs)					
			State Charter	Private Angler	Total	Weeks % of Allocation	Running Total	Running % of Allocation
21	5/24/2021	5/30/2021	184	67,470	67,654	8%	67,654	8%
22	5/31/2021	6/6/2021	742	40,106	40,848	5%	108,502	13%
23	6/7/2021	6/13/2021	7,504	159,877	167,381	21%	275,883	34%
24	6/14/2021	6/20/2021	348	8,279	8,627	1%	284,510	35%
25	6/21/2021	6/27/2021	1,506	62,970	64,476	8%	348,986	43%
26	6/28/2021	7/4/2021	795	10,214	11,009	1%	359,995	44%
27	7/5/2021	7/11/2021	1,103	18,589	19,692	2%	379,687	47%
28	7/12/2021	7/18/2021	428	46,781	47,209	6%	426,895	52%
29	7/19/2021	7/25/2021	339	72,045	72,384	9%	499,279	61%
30	7/26/2021	8/1/2021	880	31,968	32,848	4%	532,127	65%
31	8/2/2021	8/8/2021	0	25,006	25,006	3%	557,133	68%
32	8/9/2021	8/15/2021	0	22,072	22,072	3%	579,205	71%
33	8/16/2021	8/22/2021	6,968	8,589	15,557	2%	594,762	73%
34	8/23/2021	8/29/2021	0	0	0	0%	594,762	73%
35	8/30/2021	9/5/2021	0	0	0	0%	594,762	73%
36	9/6/2021	9/12/2021	0	0	0	0%	594,762	73%
37	9/13/2021	9/19/2021	0	0	0	0%	594,762	73%
38	9/20/2021	9/26/2021	520	12,993	13,513	1%	608,275	75%
39	9/27/2021	10/3/2021	126	2,704	2,830	0%	611,105	75%
40	10/4/2021	10/10/2021	4,870	52,208	57,078	6%	668,183	82%
41	10/11/2021	10/17/2021	1,753	5,118	6,871	1%	675,054	83%
42	10/18/2021	10/24/2021	130	9,092	9,222	1%	684,276	84%
43	10/25/2021	10/31/2021	0	10,551	10,551	1%	694,827	85%
44	11/1/2021	11/7/2021	72	2,418	2,490	<1%	697,317	85%
45	11/8/2021	11/14/2021	943	6,030	6,973	1%	704,290	86%
46	11/15/2021	11/21/2021	1,605	9,791	11,396	2%	715,686	88%
47	11/22/2021	11/28/2021	0	15,429	15,429	2%	731,115	90%
48	11/29/2021	12/5/2021	2,645	68,018	70,663	9%	801,778	98%
49	12/6/2021	12/12/2021	779	122	901	<1%	802,679	98%
50	12/13/2021	12/19/2021	0	2,179	2,179	<1%	804,858	99%
51	12/20/2021	12/26/2021	0	8,553	8,553	1%	813,411	99%
52	12/27/2021	1/2/2022	0	9,765	9,765	1%	823,176	101%
Average Weekly Landing			1,223	28,176	29,399	4%		



# Red Snapper Weights (2014-2022)

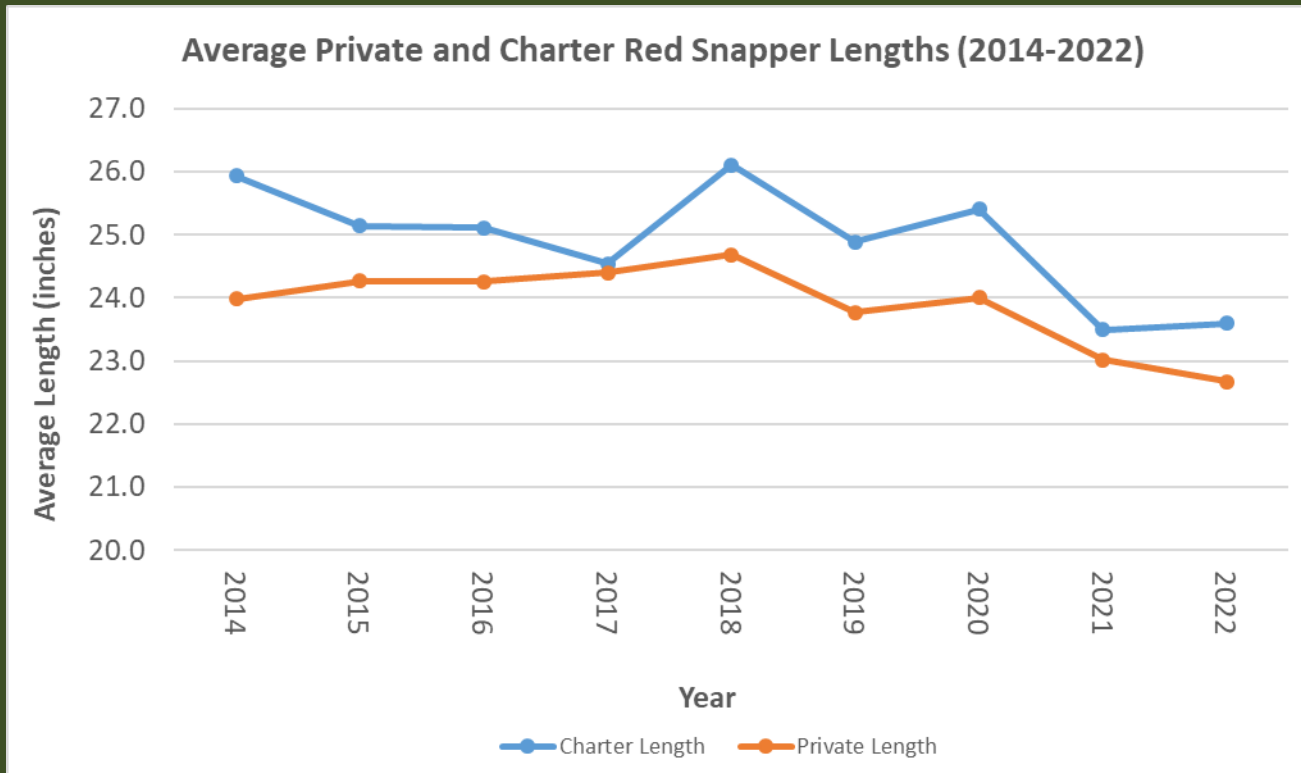


	2014	2015	2016	2017	2018	2019	2020	2021	2022
Private	7.81	8.13	7.97	7.85	8.16	7.49	7.72	6.68	6.83
Charter	9.94	9.00	8.51	7.78	9.60	8.69	9.08	7.09	7.46

\*Weights are in Pounds

\*2022 Data through 8/07/22

# Red Snapper Lengths (2014-2022)

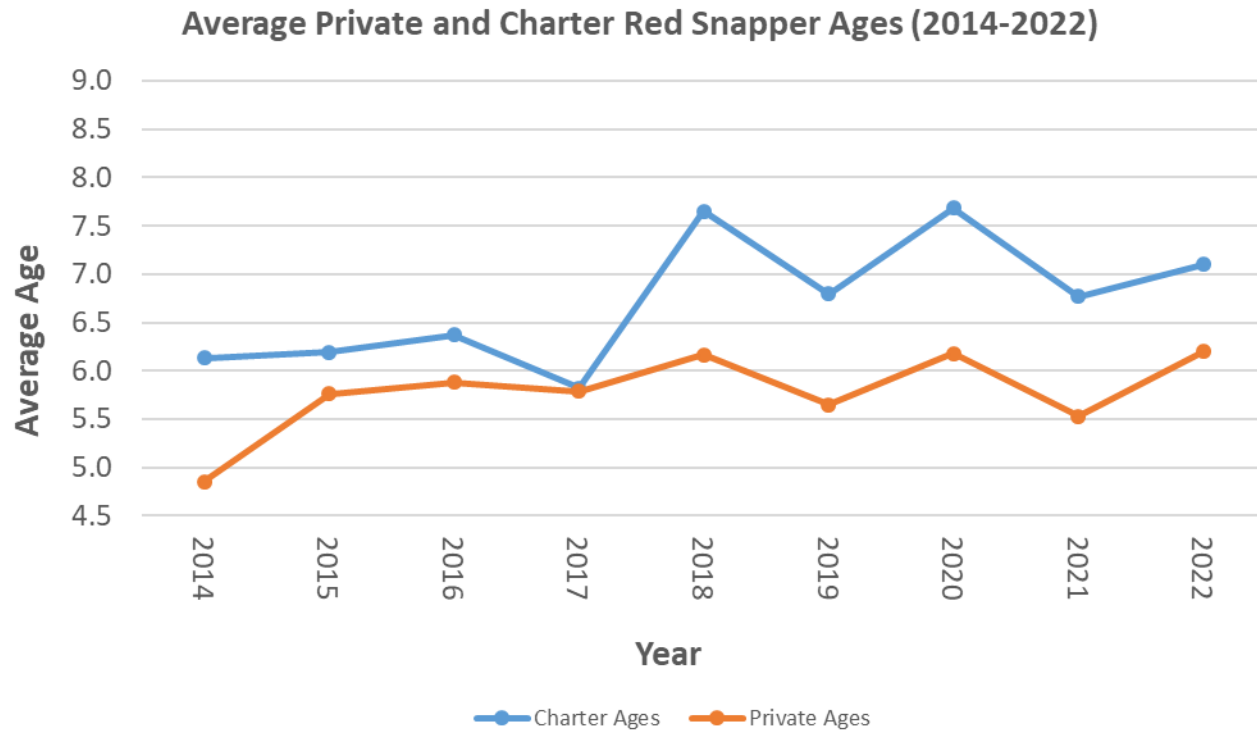


	2014	2015	2016	2017	2018	2019	2020	2021	2022
Private	24.0	24.3	24.3	24.4	24.7	23.8	24.0	23.0	22.7
Charter	25.9	25.1	25.1	24.5	26.1	24.9	25.4	23.5	23.6

\*Lengths are in Inches Total Length

\*2022 Data through 8/07/22

# Red Snapper Ages (2014-2022)



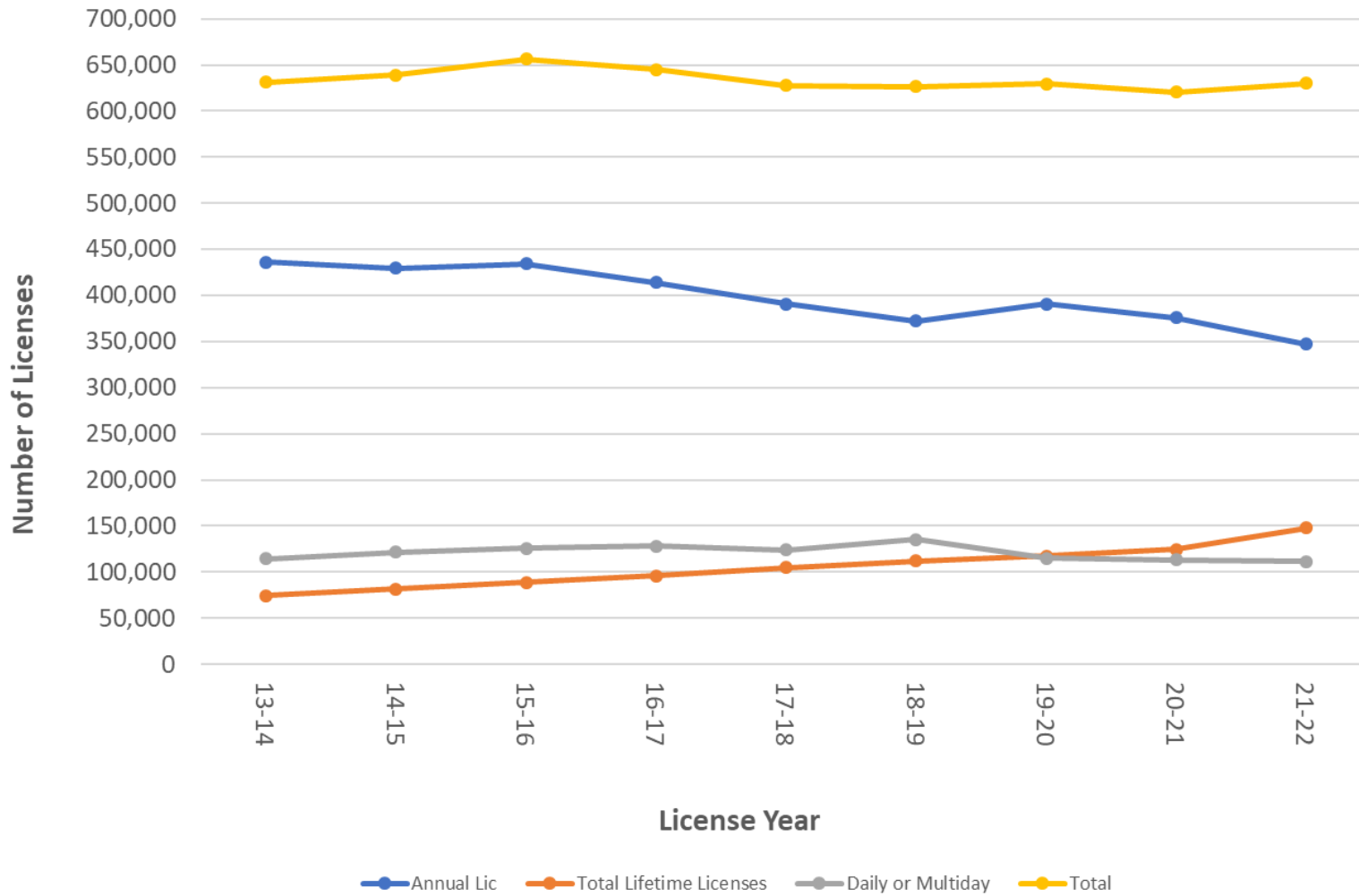
	2014	2015	2016	2017	2018	2019	2020	2021	2022
Private	4.9	5.8	5.9	5.8	6.2	5.7	6.2	5.5	6.2
Charter	6.1	6.2	6.4	5.8	7.6	6.8	7.7	6.8	7.1

\*June 1 used as birthday and fractional ages calculated based upon edge codes

\*2022 ages are being processed and table currently includes 73 charter age samples and 174 private samples

# Number of Saltwater Licenses (2014-2021)

## Number of Licenses with Saltwater Privileges



\*Cumulative lifetime licenses with fishing privileges with no accounting for licenses that are no longer active

# ***ROLP Subscriptions by Year***

<b>Year</b>	<b>Private Angler ROLP</b>	<b>Charter ROLP</b>
<b>2014</b>	12,337	145
<b>2015</b>	13,907	150
<b>2016</b>	19,220	155
<b>2017</b>	18,638	149
<b>2018</b>	21,996	151
<b>2019</b>	23,768	190
<b>2020</b>	24,710	144
<b>2021</b>	24,354	162
<b>2022</b>	26,208	118



# *Proportion Lifetime Licenses in ROLP*

Year	ROLPs with Lifetime License	% of ROLP frame
2015	1213	8.4%
2016	2265	12.6%
2017	2225	13.3%
2018	2954	15.2%
2019	3125	14.6%
2020	3303	14.9%
2021	3464	15.4%
2022	3344	16.0%

\*Averaging around 15% since the implementation of State Red Snapper EFPs and Amendment 50

\*2022 bump in lifetime licenses likely due to implementation of new fee structure legislation which created an overall bump in lifetime license sales prior to July 1.



## ***ROLP Violations by Year***

	<b>Number of Offshore Contacts</b>	<b>ROLP Violations</b>	<b>Percent ROLP Violations</b>
<b>2018</b>	3,826	68	1.8%
<b>2019</b>	906	54	6.0%
<b>2020</b>	836	3	0.4%
<b>2021</b>	1,540	32	2.1%



# *Questions ?*

